



Packaging Materials Included:
return label, box, felt screen cover, 2
large air filled forms, and 1 air filled
base sleeve.




Place iMac inside of
the felt screen cover.




Insert the mouse into the small
slot at the bottom of the large air
filled form.




Insert the power cord into the small
slot at the bottom of the second
large air filled form.



Insert the keyboard into the large slot
of the large air filled form



Insert one side of your iMac into the
large slot of the large air filled form.



Insert the other side of your iMac
into the large slot of the large air
filled form. **Accessories should be
below the iMac.**



Insert the base into the air filled
base sleeve.



Lift and slide the iMac
into the box.



Secure box with 2" shipping tape
(not provided)



Affix the return label to the
outside of the box. Drop your
packaged iMac off at any
FedEx Location